

# State of the Schools

## Chardon Area Chamber of Commerce

September 11, 2024

Michael P. Hanlon, Jr., Ph.D.  
Superintendent

Deb Armbruster  
Treasurer/CFO





# Our Agenda



11:30 AM	Arrival, Gallery Walk, Networking and Luncheon
12:10-12:35 PM	Presentation: State of the Schools <i>Michael Hanlon, Superintendent</i> <i>Deb Armbruster, Treasurer/CFO</i>
12:35 PM	Spotlight Presentations Questions and Answers
12:50 PM	Gallery Walk & Networking
1:00 PM	Conclusion



# Gallery Walk



- Summer School
- AHLI
- CHS Tackle Project
- CMS P.E. Programming
- CMS Technology/STEM
- CHS NHS
- CHS Student Council
- CHS Great Pals
- CMS Sources of Strength
- CHS Minds Matter
- CHS AC4P
- CELC Early Learning Center  
Literacy
- Transportation Business  
Affairs Facility
- Food Service
- Elementary/CMS PBIS
- LAX Abled



Success Plan  
2023-2028



Board Adopted  
January 2023



# DISTRICT SUCCESS PLAN

Ensuring that students are prepared to meaningfully  
engage the Four E's



# DISTRICT SUCCESS PLAN

Ensuring that the 2,570 students the district serves are prepared to meaningfully engage the Four E's

Enrollment/Employment/Enlistment/Entrepreneurship

Chardon Local Schools is one of Ohio's premier school districts consistently ranked in the top 10 percent.



# Our Beliefs



## WE BELIEVE...

- Learning is a lifelong endeavor
- High-quality learning experiences are essential for all students
- Collaborative relationships allow us to work more effectively
- Community connections build stronger schools
- Safe and secure environments are critical for all stakeholders



# Our Vision



*Chardon Local Schools will be a model school district by 2028*



# Our Success Plan Goals..



## *Communications*

- By 2023, the District will develop a comprehensive communications plan resulting in internal and external stakeholders rating the quality of those communications as highly effective by 2028

## *Engaged Student Learning*

- By 2028, Chardon Local Schools will align teaching and learning, engaging all students with educational experiences preparing them for success.

## *Resources & Fiscal Responsibilities*

- By 2026, the District will complete a review of the use of all available resources to ensure they are being used in the most effective and efficient manner.





# Our Success Plan Goals..



## *Safety & Security*

- By 2024, the District will develop a specific long-term plan that addresses safety, security, and wellness



## *Facilities & Operations*

- By 2025, the District will enhance existing facilities and operations to meet identified instructional and extracurricular needs, while developing a specific long-term plan by 2028



## *Community Connections*

- By 2028, the District will have a model comprehensive community connection program, including partnerships, engagement, and volunteering opportunities






• **PORTRAIT OF A HILLTOPPER** •

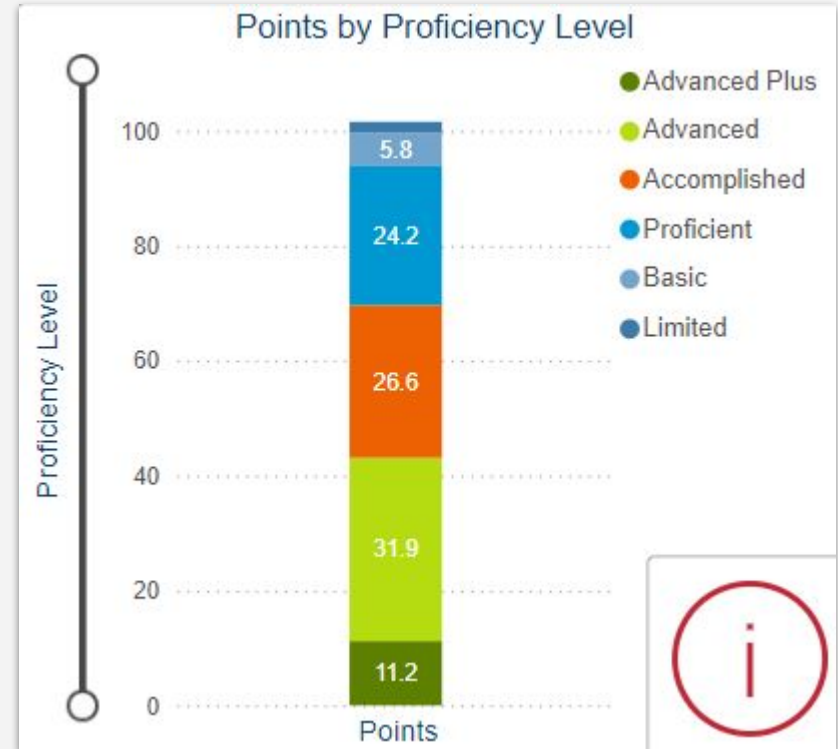


# ENGAGED STUDENT LEARNING



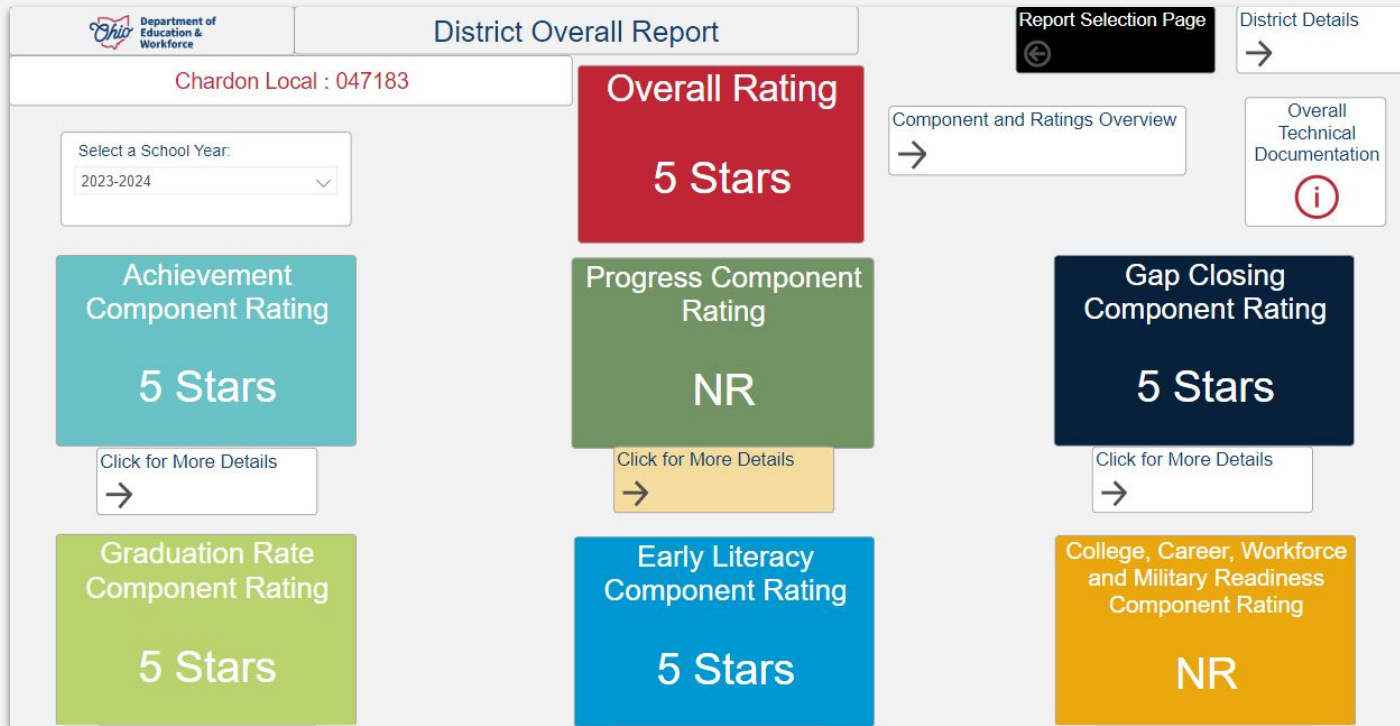
# Our Mission

*We commit to high achievement for all students*





# Local Report Card



# Curriculum and Instruction



- Focus on the Science of Reading and Literacy
- Continue alignment of assessments and standards
- Continue growth of workforce and college readiness
- K-3 Science - full update
- K-3 Social Studies - full update
- K-12 ELA - two year renewal



# **CAPITAL IMPROVEMENTS DISTRICT**



# Capital Improvement Projects



- Over \$16.7 Million Dollars in Capital Improvements FY22-FY24
- Projected an additional \$7.2 Million Dollars through FY25



# Capital Improvement Projects

6/1/23 - 8/15/24 \$5.0 Million Dollars



- Window Replacements CHS
- Gym Floor Replacement CMS
- LED Lighting Memorial Field
- Food Service Equipment
- Paving and Concrete
- Electronic Signage CHS/CMS







# Capital Improvement Projects Technology



- Promethean Boards ES
- 550 Chromebooks
- Security Kiosks



# Capital Improvement Projects Safety and Security



- Security Vestibule CHS



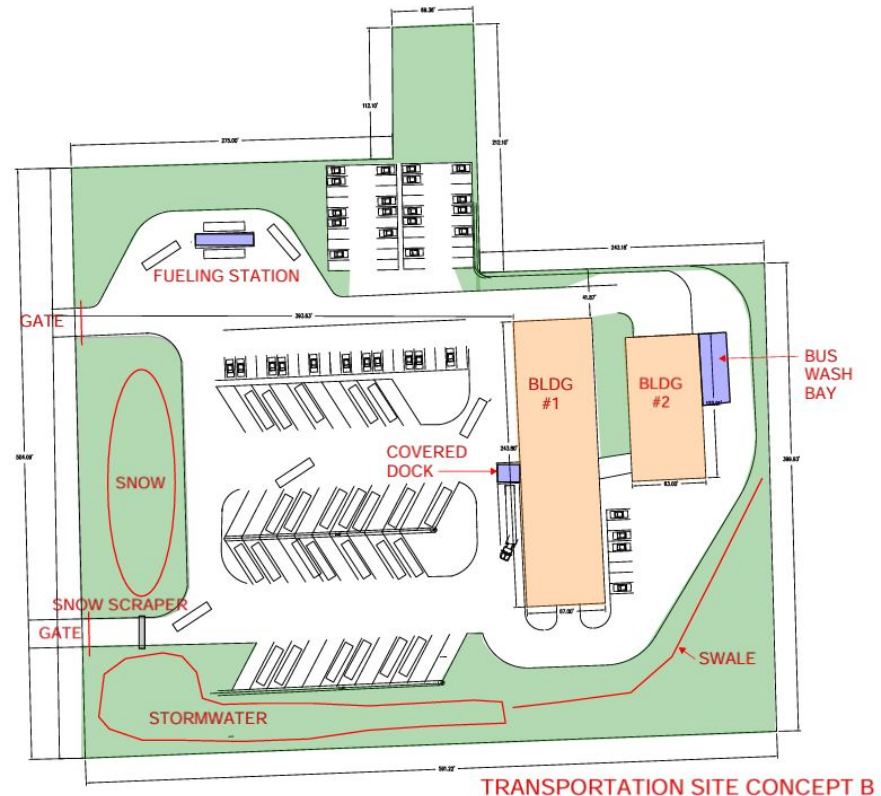
# Capital Improvement Projects

## Business Complex Washington Street




### *Future Home*

- Transportation Dept.
- Maintenance
- Business Operations





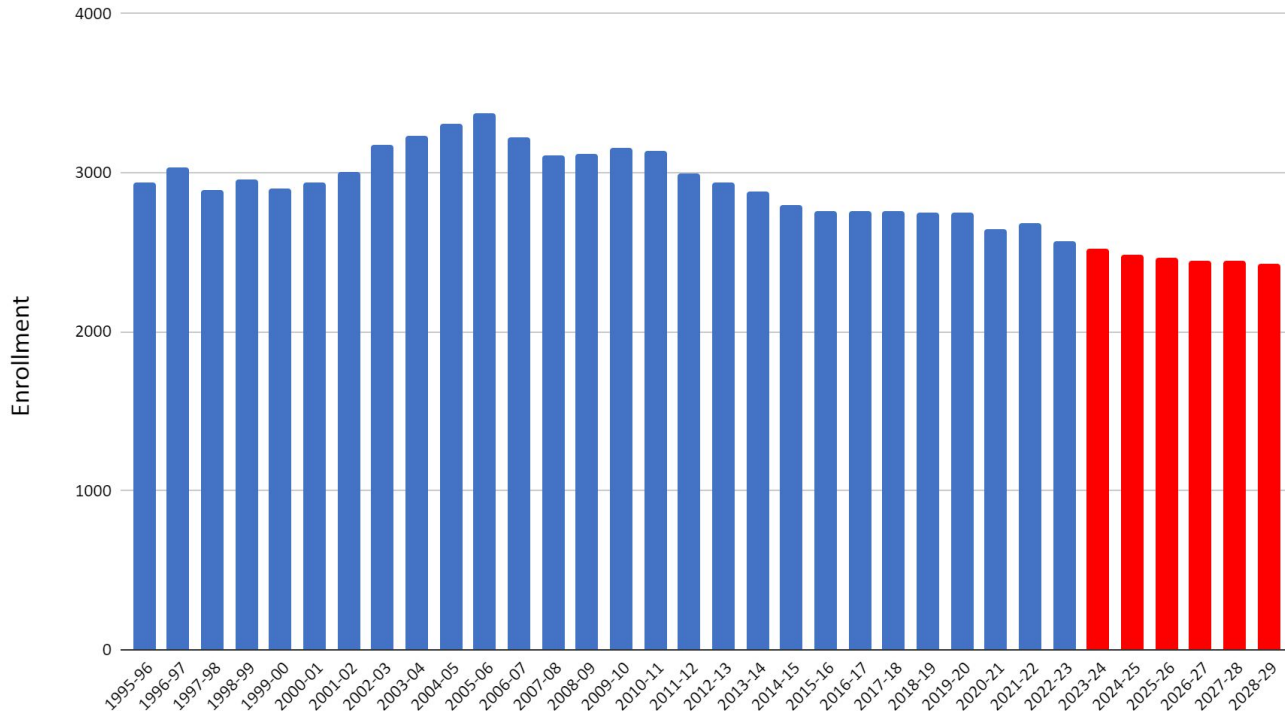
# DISTRICT ENROLLMENT & FINANCES



# District Enrollment Trend & Projections



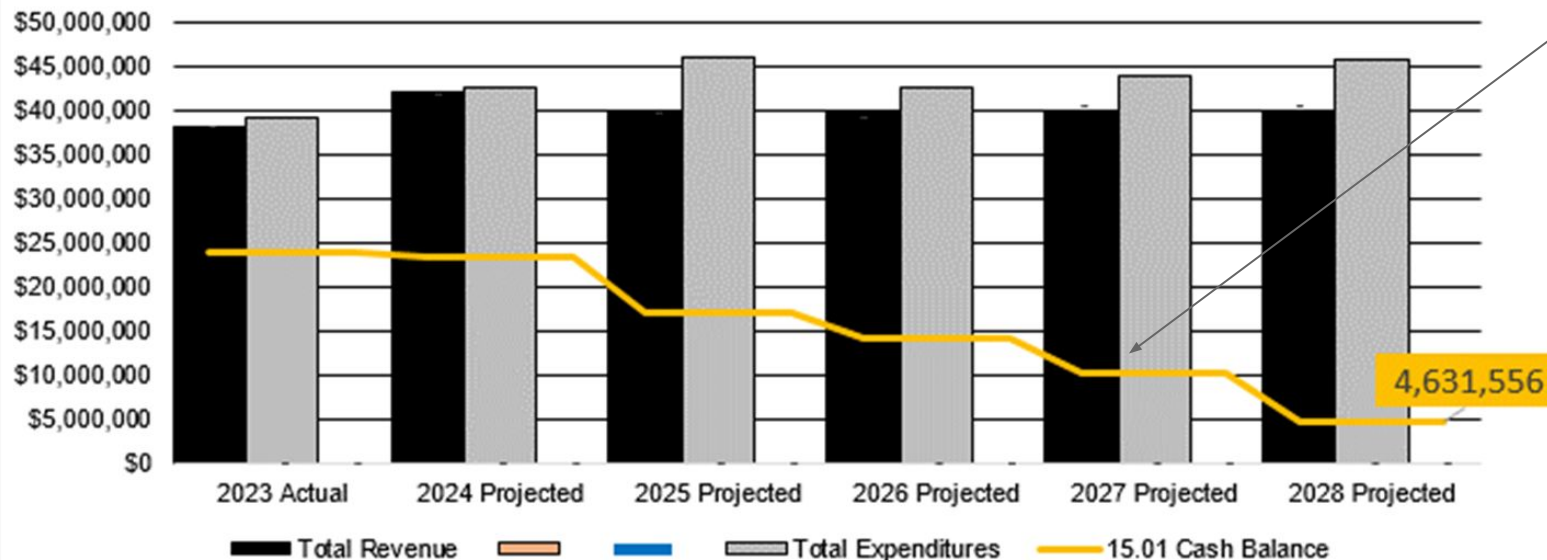
Chardon Local Schools Enrollment History and Projections



# District Financial Stability

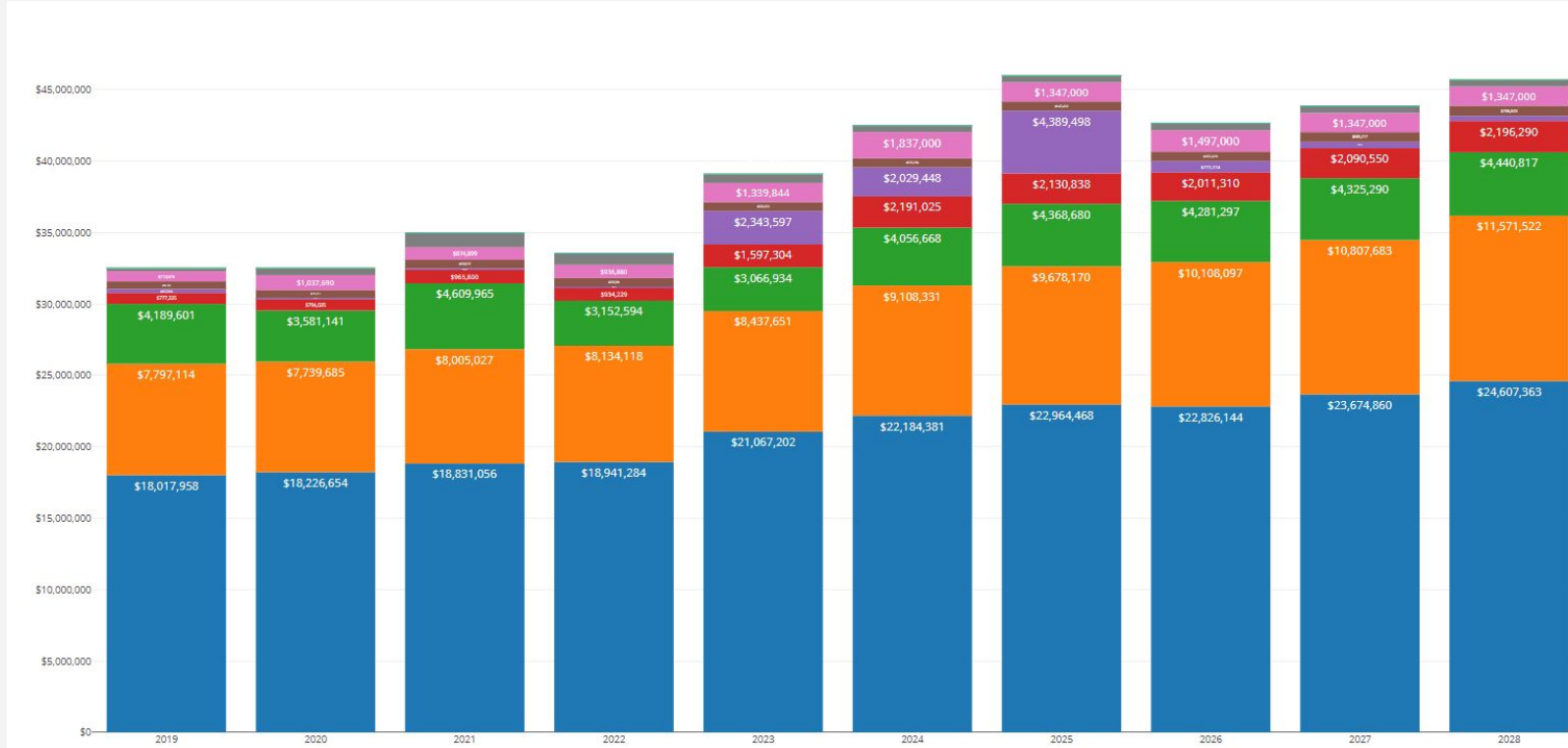
Forecast Summary May 2024

Projected Revenue, Expenditures, and Cash Balance

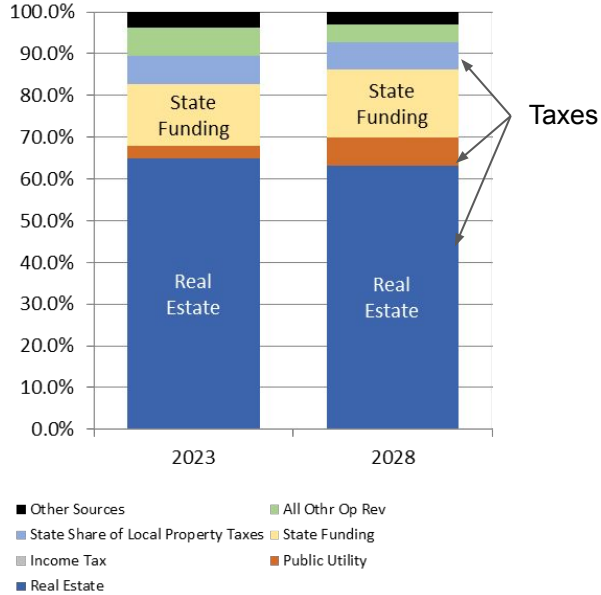


Proposed  
Operating  
Levy

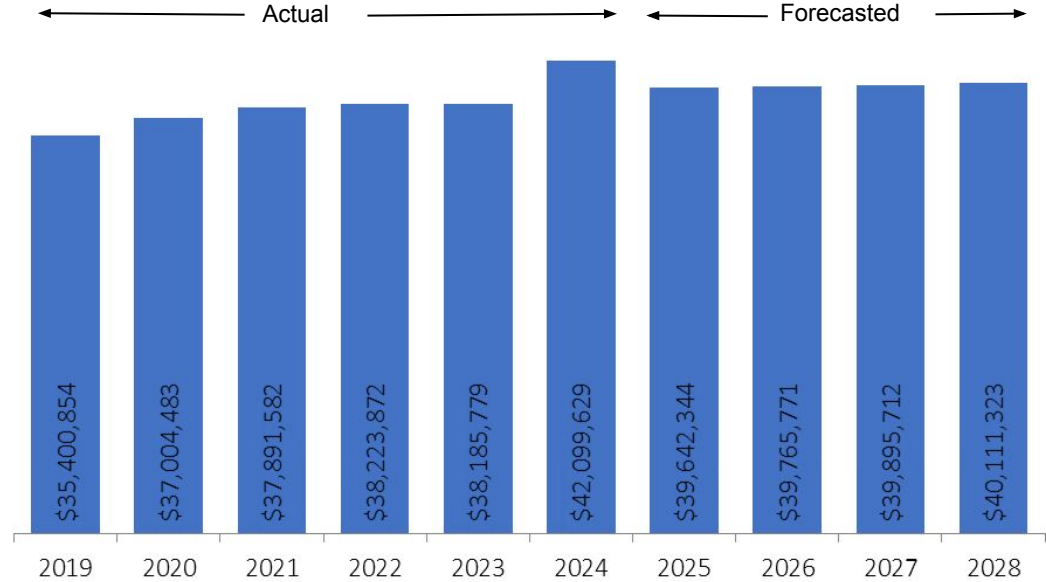
# District Expenditures Actuals/Projections



## Sources of Revenue Over Time

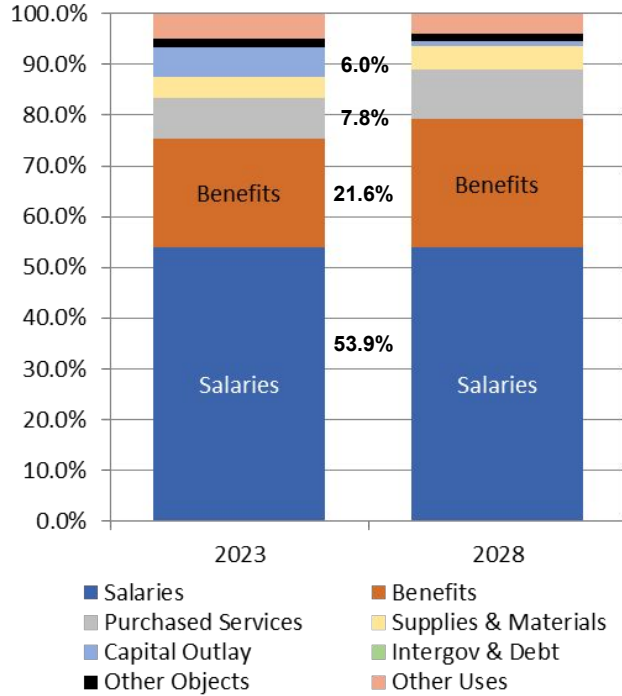


## Revenues - 10 Year



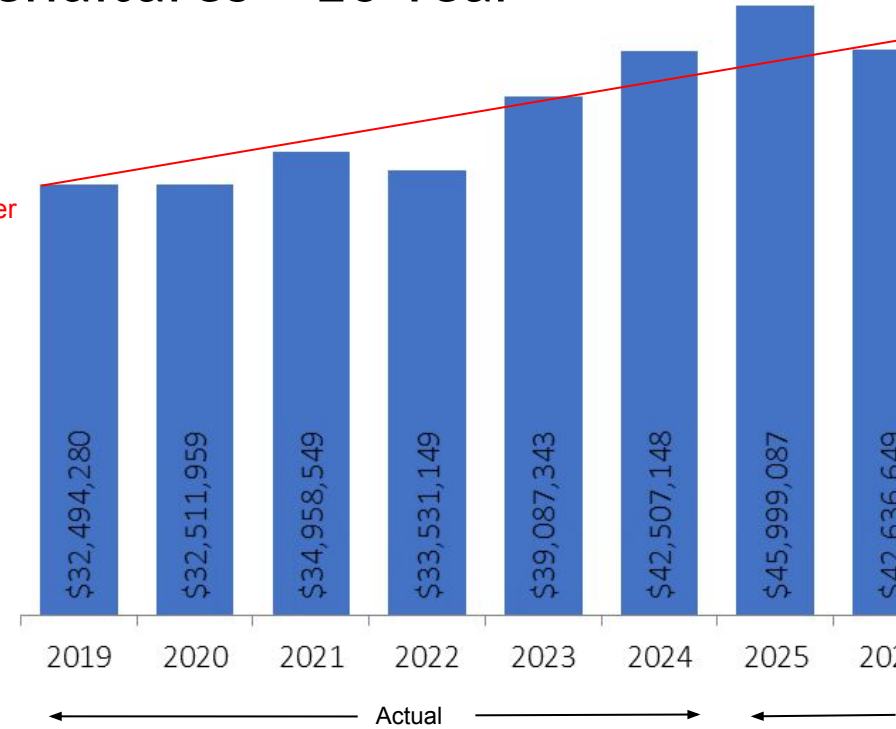
- FY 2025 - 1 mill moved to PI Fund - Roughly \$800K
- FY 2024 - Public Utility Payment paid - past due in FY 2023
- Revenue is affected by HB 920, increases are included for inside mill (at 26% valuation increase)
- Taxes comprise 74.7% of total revenue, State Funding at 14.8%, 10.5% Other Sources
- State Revenue is only known for the biennial budget
- Revenue is projected to increase at 1.93% annually through fiscal year 2028

## Expenditure Categories Over Time



## Expenditures - 10 Year


Typical  
Expenditure  
Increase over  
time



- Expenditure savings due to reconfiguration 2019 - 2022
- Negotiated Agreements - both Unions through FY 2028
- 2024 - Includes one-time transfer to PI (\$400K), EPC Retirement (\$1M), Promethean Board Investment (\$400K)
- 2025 - Additional EPC Retirement, Capital Outlay including Transportation Business Compound
- 2026 - 2028 - Standard Inflation

# District Spotlights





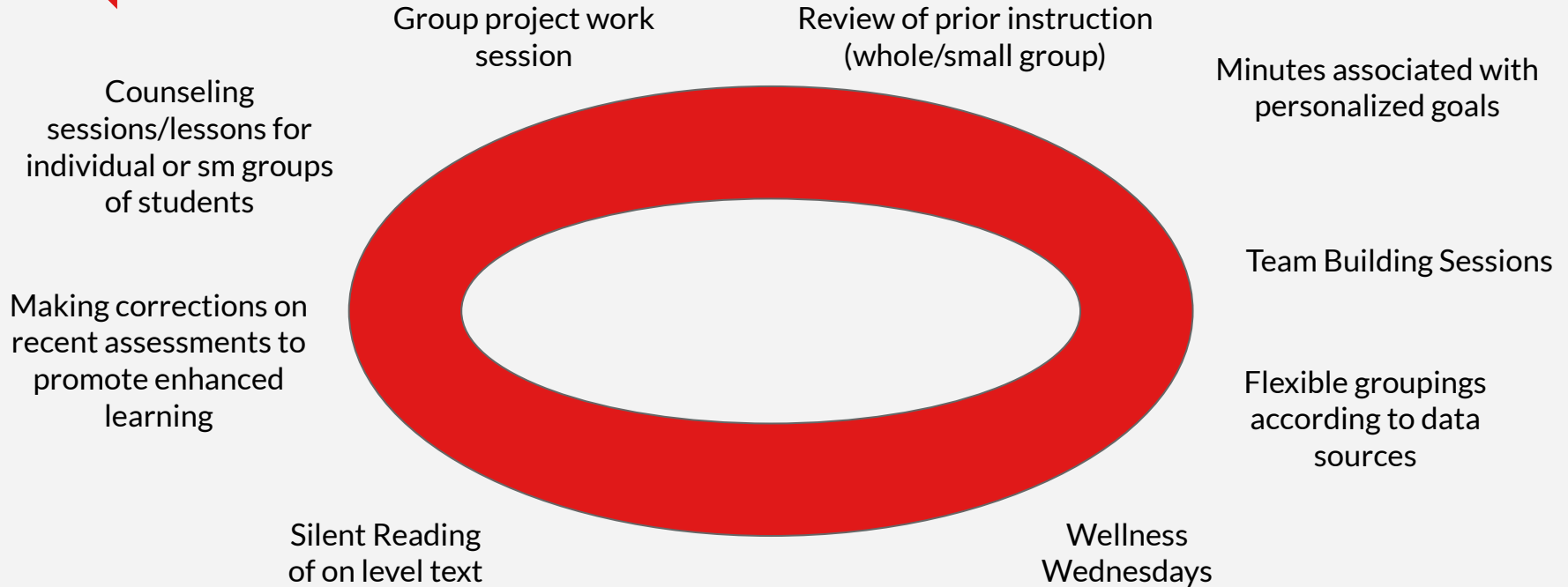
- Chardon High School's 8th Grade Senior Mentoring Program was created to support the smooth transition of our 8th-grade students into high school.
- The program designates one period a day for mentoring sessions between senior mentors and 8th-grade students.
- Each mentoring group consists of 2-4 senior mentors, a classroom advisor or teacher, and a class of 8th-grade students.
- Organization, Academic Support, Sources of Strength Lessons, Team Building Activities
- The program aims to ease the transition to high school and develop well-rounded, confident students who are engaged and prepared for the challenges ahead.




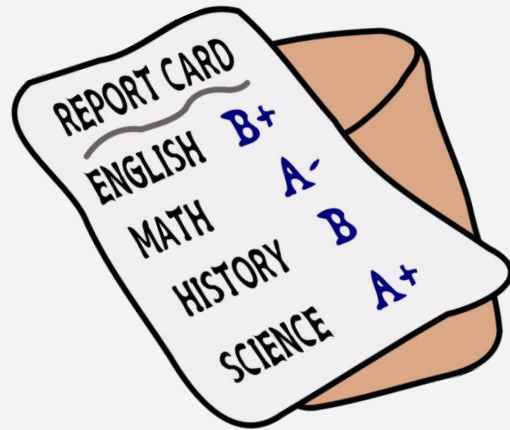


# CMS FLEX Time

## *Craig Caroff & Tracy Paroubek*



# ES/CMS Standards-based Reporting - *Ed Klein*

A photograph of a standards-based reporting form for Mathematics. The form is divided into sections for different mathematical skills. A yellow pencil is resting on the right side of the form. The sections and their descriptions are as follows:

Skills	Report Period 1	Report Period 4
<b>Mathematics</b>		
<b>Number Concepts</b>		
Speaks clearly and to the point using the conventions of language		
Reads, writes, compares and orders numbers		
Identifies coins by name and value and counts to an amount of 25¢		
Understands fractional parts of whole objects or sets of objects		
<b>Number Operations</b>		
Models and applies addition		
Models and applies subtractions		
<b>Patterns and Algebraic Thinking</b>		
Finds, identifies, extends and creates patterns		
Uses patterns to skip count		
<b>Geometry and Spatial Reasoning</b>		
Identifies and describes attributes of 2-D and 3-D figures		
<b>Measurement</b>		
Selects and uses non-standard units to describe length		
Compares and orders containers, objects by capacity, weight/mass and temperature		
Describes time on a clock – to the hour and half hour		
<b>Organizing and Analyzing Data</b>		
Constructs and uses graphs to answer questions		



# ES/CMS Standards-based Reporting - *Ed Klein*



- Shift towards progress over perfection
  - I haven't learned it "yet"!
- Learning targets are more clearly defined
  - 100% aligned with Ohio State Standards
  - Ensures teachers are assessing standards
- More accurate reporting
  - To parents, students, tutors, next year's teacher
  - Know exactly what each student has or hasn't yet mastered



# ES/CMS Standards-based Reporting - *Ed Klein*



Chardon Elementary Standards-Based Report Card Academic Performance Categories	
M = Mastering	Consistently mastering the grade level standard
P = Progressing	Moving towards mastery with guided support
E = Emerging	Experiencing difficulty and requires consistent practice and support
Behavior reporting will continue to be reported using N (needs improvement) and S (Satisfactory)	



**CLOSING**

